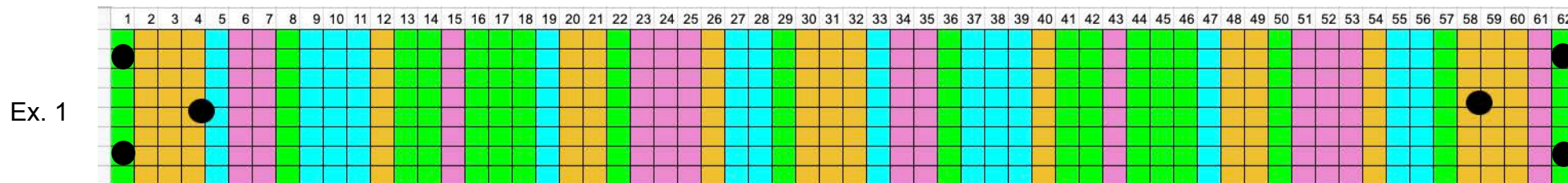




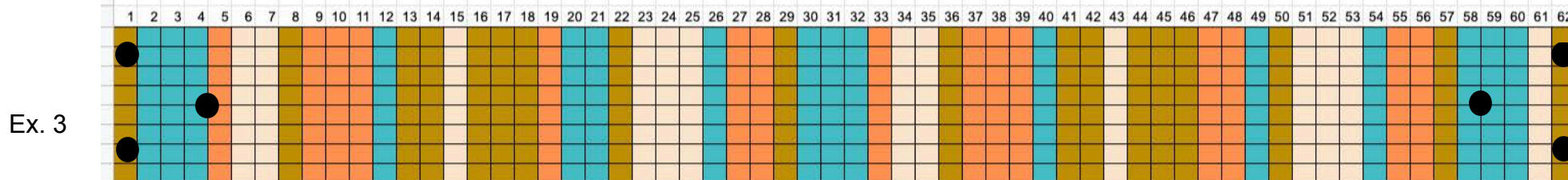

Beach Blanket Bracelet

Flat Chenille Stitch

Use the diagrams to follow the color order of the striped rows (4 colors), and the Cymbal toggle clasp attachment points.



^ Tip: Start beading from row number five. Complete each end of the bracelet last.



Materials List:

- 496 total - 3x2mm Rondelle Beads (4 colors)
- 11/0 Seed Beads
- Cymbal "Samaria" Toggle Clasp
- Beading Needle
- Beading Thread, such as 6lb. Fireline

62 rows of Rondelles = 7.5" bracelet
includes the clasp